

5 Year Guarantee\*

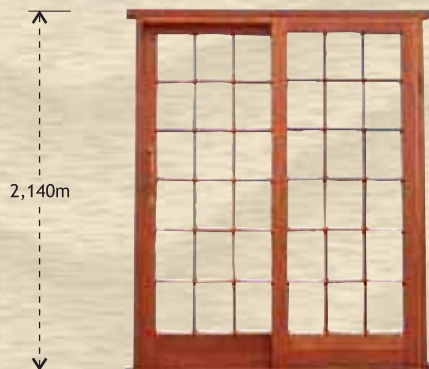


## SLIDING DOORS

All sliding doors are pre-dipped with a preliminary sealer coat, beaded for glass, grooved all-round for D.P.C. and supplied with a locking device and handles.  
(Glass not supplied).

*Please stipulate whether left or right-hand door is to slide when viewed from outside.*

### SMALL PANE



**SINGLE SLIDERS available in:**

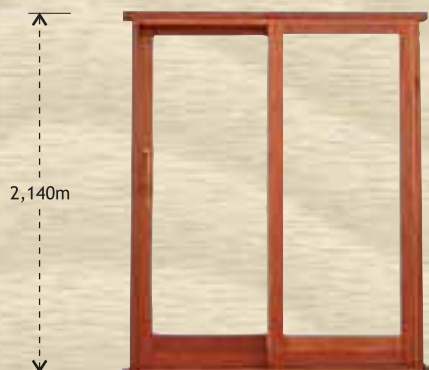
- SD SSSP 1,8m
- SD SSSP 2,1m
- SD SSSP 2,4m
- SD SSSP 3,0m
- SD SSSP 3,6m



**DOUBLE SLIDERS available in:**

- SD DSSP 3,120m
- SD DSSP 3,515m
- SD DSSP 4,115m

### FULL PANE



**SINGLE SLIDERS available in:**

- SD SD 1,8m
- SD SD 2,1m
- SD SD 2,4m
- SD SD 3,0m
- SD SD 3,6m



**DOUBLE SLIDERS available in:**










- SD DSD 3,120m
- SD DSD 3,515m
- SD DSD 4,115m

\* Refer to Standard Guarantee Certificate





Configurations: All doors open out (As viewed from the outside)

 3 door right	 4 door right	 5 door left	 3+3 door centre
 3 door left	 4 door left	 5 door right	 5+1 door right
 5+1 door left			
3 door 2530mm (wide) x 2115mm (high)	4 door 3335mm (wide) X 2115mm (high)	5 door 4135mm (wide) X 2115mm (high)	6 door 4940mm (wide) X 2115mm (high)



**Full Light**

Engineered Hardwood  
**12E0863**




**2 Light**

Engineered Hardwood  
**12E0862**



**Montague Full Glass**  
Double Sided  
Engineered Hardwood  
**12E0099**



**Montague**  
Double Sided  
Engineered Hardwood  
**12E 0096**



**18 Light**

Engineered Hardwood  
**12E0864**

## SLIDING FOLDING DOORS

Solid Doors' Sliding Folding Doors are manufactured from engineered timber for stability, and using top quality hardware to ensure hassle-free operation.

- Guaranteed for 5 Years
- Top quality Gold Anodized aluminium sliding gear
- Adjustable hinges fitted as standard - to compensate for lateral movement during seasonal changes
- Cylinder Mortise lock fitted as standard – customer to supply handle of own choice
- The bottom of the doors and the sill of the Sliding Folding Doors are coated underneath with a waterproof PVA paint – to ensure that it is sealed
- Delivered fully assembled and braced in frame – for easy installation
- Full service team back-up available

## IMPORTANT INSTALLATION INSTRUCTIONS

All Solid Doors' Sliding Folding Doors are assembled on a level bed, and kept square during construction.

- Sliding Folding Doors to be transported and stored in an upright position
- Sliding Folding Doors to be sealed all round with a solvent based sealer prior to installation
- Lintels to be set up with sufficient clearance above the frame to prevent any pressure from above
- Sliding Folding Doors to be built in level, square and plumb
- All Sliding Folding Doors are opening out
- Waterproofing membrane (DPC) must be fitted between the floor and the sill of the frame
- All external edges must be sealed with silicone after installation
- Doors to be kept in a closed position during installation
- Corner braces to be removed, only after door is fixed in position
- Open and check doors for folding sliding action – if doors do not operate smoothly, recheck installation.
- Under no circumstances must doors be trimmed